

# ALARM VALVE

## 3" MODEL D

### FLANGE x GROOVE



**Listed By:** Underwriters Laboratories, Inc.  
**Listed By:** Canadian Underwriters Laboratories  
**Approved By:** Factory Mutual

***FIREMATIC* Sprinkler Devices, Inc.**

900 BOSTON TURNPIKE, SHREWSBURY, MASSACHUSETTS 01545  
Phone: (508) 845-2121 Outside Massachusetts: (800) 225-7288  
In Massachusetts: (800) 245-2299 FAX: (508) 842-3523

# ALARM VALVE MODEL D 3"

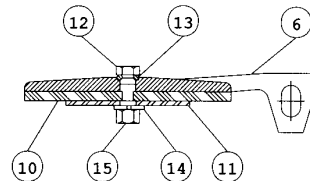
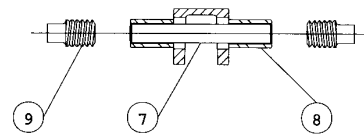
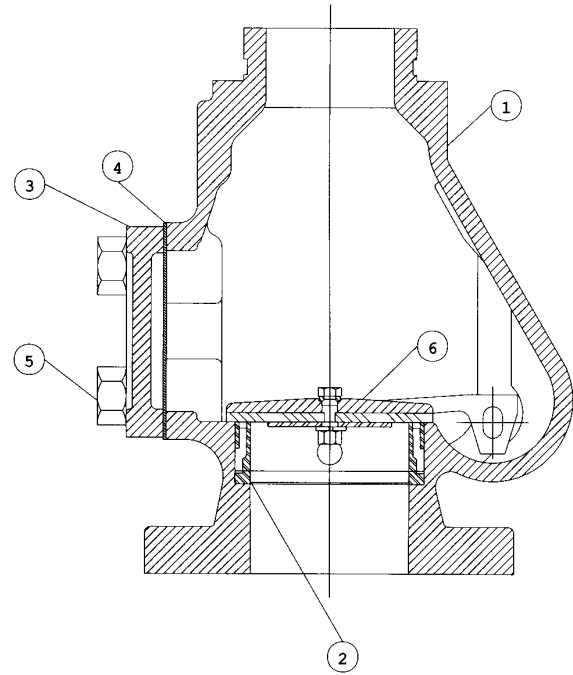
## DESCRIPTION & OPERATION

The "Astra" 4" alarm valve model E must be installed vertically in the main supply to a wet type sprinkler system. Where water pressure fluctuates, such as encountered with city water supplies, variable pressure trim including an Excess Pressure Pump or a retard chamber must be used. For installations where pressure does not fluctuate, such as tank supplies, constant pressure trim is used without the need of an Excess Pressure Pump or a retard Chamber.

Care must be exercised when installing check valves in the trim to be certain that they are located with the arrow on the body pointing in the proper direction. The arrow on the body of the 1/2" Check valve must point toward the alarm valve body.

### Parts list

ITEM	DWG No	DESCRIPTION
1	AVD 3005	Body
2	AV 3011	Water seat
3	AV 3021	Cover
4	AV 3019	Cover gasket
5	AV 3008	Cover bolt
6	AV 3010	Clapper
7	AV 3013	Clapper pin
8	AV 3012	Bushing
9	AV 3014	Plug
10	AV 3018	Clapper gasket
11	AV 3016	Seal retainer
12	AV 3015	Bolt
13	AV 3026	O' Ring
14	AV 3015	Lockwasher
15	AV 3015	Nut



3" Alarm Valve Model D	
Face to face	10 3/4"
Weight	47 lbs.