

ALARM VALVE

4" MODEL E

GROOVE x GROOVE



Listed By: Underwriters Laboratories, Inc.
Listed By: Canadian Underwriters Laboratories
Approved By: Factory Mutual

***FIREMATIC* Sprinkler Devices, Inc.**

900 BOSTON TURNPIKE, SHREWSBURY, MASSACHUSETTS 01545

Phone: (508) 845-2121 Outside Massachusetts: (800) 225-7288

In Massachusetts: (800) 245-2299 FAX: (508) 842-3523

ALARM VALVE MODEL E 4"

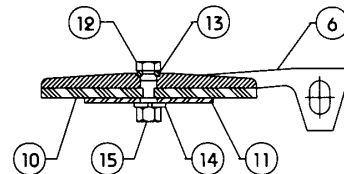
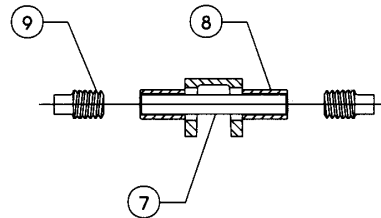
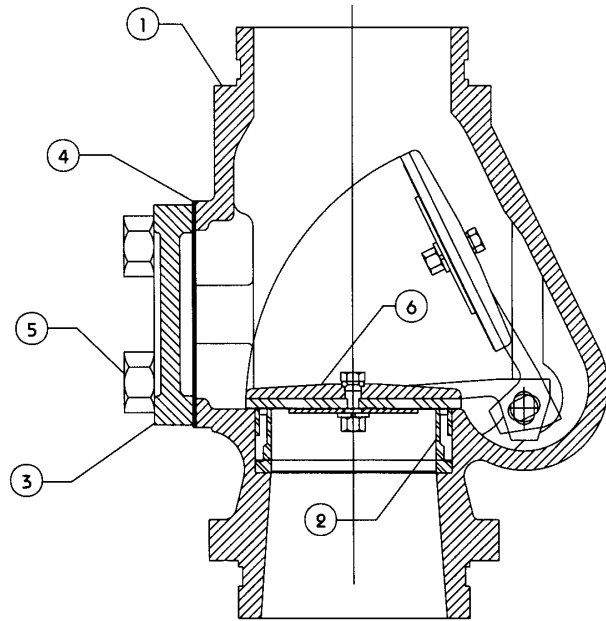
DESCRIPTION & OPERATION

The Firematic 4" alarm valve model E must be installed vertically in the main supply to a wet type sprinkler system. Where water pressure fluctuates, such as encountered with city water supplies, variable pressure trim including an Excess Pressure Pump or a retard chamber must be used. For installations where pressure does not fluctuate, such as tank supplies, constant pressure trim is used without the need of an Excess Pressure Pump or a retard Chamber.

Care must be exercised when installing check valves in the trim to be certain that they are located with the arrow on the body pointing in the proper direction. The arrow on the body of the 3/4" Check valve must point toward the alarm valve body.

Parts list

ITEM	Part No.	DWG No	DESCRIPTION
1		AVE 4004	Body
2	AV-10-7	AV 4011	Water seat
3	AV-10-2	AV 4021	Cover
4	AV-10-17	AV 4019	Cover gasket
5	AV-10-3	AV 4008	Cover bolt
6	AV-10-19	AV 4010	Clapper
7	AV-10-9	AV 4013	Clapper pin
8	AV-10-8	AV 4012	Bushing
9	AV-10-10	AV 4014	Plug
10	AV-10-16	AV 4018	Clapper gasket
11	AV-10-14	AV 4016	Seal retainer
12	AV-10-11	AV 4015	Bolt
13	AV-10-15	AV 4017	O' Ring
14	AV-10-13	AV 4015	Lockwasher
15	AV-10-12	AV 4015	Nut



4" Alarm Valve Model "E"	
Face to face	11 1/4"
Weight	42 lbs.